



Waiting for Jesus

Lesson Sample


LESSON 2
PEACE

LESSON AT A GLANCE

WONDER TRUTH: Jesus Is Our Peace**SCRIPTURE:** Isaiah 9; John 14**GOD'S BIG STORY:** Isaiah shares the promise that Jesus will come as a light to God's people, and this promise is fulfilled 700 years later when Jesus—the Prince of Peace—is born.**WORD OF WONDER:** Faith is being sure of what we hope for. It is being sure of what we do not see.
—Hebrews 11:1**CURIOSITY** 15 minutes • Large Group or Small Group

Hands-on activities to spark curiosity and get kids thinking about the wonder of God

- Welcome Question: Where do you feel at peace?
- Curiosity Questions
- Elementary Multisensory Activity: Place of Peace
- Preteen Multisensory Activity: Pieces of Peace
- Declaring God's Wonder

**BELIEF** 25–35 minutes • Large Group

An interactive dive into Scripture that guides kids into knowing God, exploring His big story, and marveling at His wonder

- Prayer of Invitation and Worship
- God's Big Story: Hear It, Watch It, Experience It!
- Connecting the Wonder Truth
- In Awe of God's Wonder

FAITH 15 minutes • Small Group

An intentional conversation that helps kids see the wonder of God's story and how it connects to their own

- Word of Wonder Activity
- Discussion Questions for Elementary Kids and Preteens
- Small Group Prayer Time

IDENTITY 10 minutes • Large Group or Small Group

An interactive worship response activity that creates space for God to remind kids that they are known, loved, led, and their lives can tell of God's wonder

- Elementary Responding in Worship: Bottles and Breath Prayers
- Preteen Responding in Worship: Breath Prayer Ornaments
- Blessing Your Kids

Wonder@Home™

Designed for families to engage in the wonder of God together at home. This resource includes a video, worship playlists, activities, and more!

INVITATION

We invite you to pause, listen, and shift your gaze toward the Father ...

LESSON AT A GLANCE

WONDER TRUTH: Jesus Is Our Peace

SCRIPTURE: Isaiah 9; John 14

WORD OF WONDER: Hebrews 11:1

I don't know how to manufacture peace, but I have taken notice of where I usually find it. The following list is an ode to some places where I feel peace, or the absence of anxiety, concern, conflict, or strife:

- Standing next to the ocean
- Walking through my garden
- Sitting on my porch in the morning

Where do you feel the most peace? How long does that last?

These are moments I remember feeling peace as a kid:

- Up high in a tree
- Riding my bike down a slight hill
- Swinging on a porch swing in the sun

These peaceful moments have some specific conditions: There are no other people around. Or cars. Or loud noises. Or interruptions. That means the peace I feel in these moments is temporary. Because people, cars, loud noises, and so many other peace-interrupting things are normal parts of life.

Read Isaiah 9:1–7 and John 14:25–27. Isaiah writes about a peace so powerful it can't be interrupted, and it never ends. He talks about a kingdom ruled by peace. John records Jesus' promise to give a kind of peace that can't be found anywhere else in the world. We can't make it happen, but Jesus is where peace is found. That's the crux of our Wonder Truth for this lesson: Jesus Is Our Peace.

What are some moments where you experience peace?

Have you felt that kind of peace Isaiah and John describe?

—**Matt Irvine**

Pastor and Editor

Contributor to Wonder Ink

DID YOU KNOW?

FOUNDATION BUILDING BLOCKS

WHO?

The people of Judah needed peace. They were afraid of being destroyed by surrounding nations and empires, yet they were not walking with God. The prophet Isaiah warned them of impending judgment and change through a coming leader called the Prince of Peace.

WHAT?

God promised King David that his descendant would rule as king, forever. But after a series of very bad kings, God's people waited for a heroic leader. Jesus came as a different sort of king, without political connections or visible power. His kingdom brings peace.

WHERE?

Isaiah prophesied that Galilee, a rural area north of Jerusalem and Judah, would be honored by a coming leader. Centuries later and after His ministry in Galilee, Jesus spoke to His disciples about God's peace, mere hours before He was crucified.

WHEN?

Isaiah's prophecy reminded God's people that the coming Messiah would continue the reign of David's dynasty as God had promised. About 700 years later, Jesus was born as the "son of David" who fulfills the role of an everlasting king.

CONNECTING TO GOD'S BIG STORY:

The images of walking in darkness or light are also in 1 John, which says "God is light" (1:5; emphasis added). Drawing close to God means telling the truth about our need for forgiveness and for God's Son to save us.

LESSON 2 **ELEMENTARY & PRETEEN**

Large Group or Small Group

Spark curiosity and get kids thinking about the wonder of God.

LESSON AT A GLANCE

WONDER TRUTH: Jesus Is Our Peace

SCRIPTURE: Isaiah 9; John 14

WORD OF WONDER: Hebrews 11:1

Series Bumper and Countdown Videos

Choose between the [Waiting for Jesus Series Bumper Video](#) and [Countdown Videos](#) to introduce the kids to the series.

Welcome Question

SUPPLIES: paper, coloring utensils, whiteboard (optional), dry-erase marker (optional)

Wonder Ink RESOURCES: Peace Welcome Question Slide

Before kids arrive, display the Peace Welcome Question Slide, or write the following question on a whiteboard: “Where do you feel at peace?” Set out paper and coloring utensils.



As kids arrive ...

Warmly welcome the kids, and invite them to share where they feel at peace. Read the Welcome Question to younger kids. If they need help thinking of a place where they feel at peace, ask prompting questions such as “What makes you feel calm?” or “Where do you get excited to go?” If they want to, they can draw a picture of the place that makes them feel at peace.

At your start time ...

Welcome the kids and call on several to share their answers to the Welcome Question: **Where do you feel at peace?**

Those sound like amazing and peaceful places! Today we'll explore the idea of peace even more and learn about another message from God that Isaiah gave the people about Jesus long before Jesus was even born! But first, it's time to be curious.

Curiosity Questions

Ask the following “I’m curious” questions. Say “I’m curious ...” before each question and give kids a chance to think about and answer each one.

I’m curious ...

- What do you think peace is?
- When do you feel peace? When do you not feel peace?

Kids may have different ideas of what peace is. Invite them to share freely! Then introduce this definition for peace: **Peace is a deep feeling that everything will be OK.**

Elementary Multisensory Activity: Place of Peace

SUPPLIES: scissors (prep only, optional)

Wonder Ink RESOURCES: Place of Peace Slide, Peace Slides, Peace Wonder Truth Slide, Peace Sheets (optional)

Ahead of time, if you don’t plan on using the Peace Slides, print the Peace Sheets, and cut apart the pictures.

Display the Place of Peace Slide, and gather the kids. **Let’s learn more about each other with a fun activity! I’ll show you images, and if an image makes you feel peaceful, you can sit or lie down peacefully. If it doesn’t make you feel peaceful, you can stand up and dance around for five seconds.**

Invite kids to stand up. Display Peace Slide 1 (or hold up the first image from the Peace Sheets). Give kids about five seconds to dance around or to sit/lie down. Then advance to the next slide. Continue through all 12 Peace Slides.

The kids will see the following images:

carnival/fair with rides

campfire

a kid sitting on a bed reading

the ocean

soccer game

kids in a classroom at school

a kid riding a bike

a kid playing in puddles



birthday party

a kid sitting in a hammock

beautiful sunset

cafeteria at lunchtime

Advance to Peace Slide 13, which shows thumbnails of each image. I’m going to ask a few questions. After each one, turn to someone next to you, and share your answers. Pause after each question for kids to share. When the kids are done sharing, call on several kids to share what their partners told them.



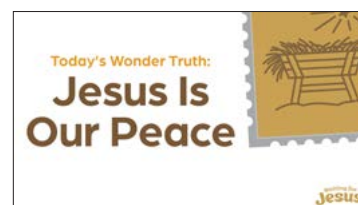
- Which picture made you feel most calm or peaceful? Why?
- Which pictures didn't make you feel calm and at peace? How did they make you feel?

Close your eyes and imagine yourself in the picture that made you feel most peaceful. Think quietly about your answers:

- How does your body feel?
- What do you notice about your breathing?

When you feel calm, open your eyes. How did you feel as you imagined yourself in that picture? Call on 2–3 kids to share.

There are some places or situations where each of us feels most calm and peaceful. The peace Jesus offers is different than how we feel in certain places and situations. The peace of Jesus is a deep feeling that everything will be OK—no matter where we are or what we are doing. And the peace of Jesus never ends! Display the Peace Wonder Truth Slide. Today's Wonder Truth is **JESUS IS OUR PEACE**.



Preteen Multisensory Activity: Pieces of Peace

SUPPLIES: coloring utensils, tape

Wonder Ink RESOURCES: Pieces of Peace Slide, Pieces of Peace Sheets (1 set per 4 kids), Peace Wonder Truth Slide

Ahead of time, print one set of the Pieces of Peace Sheets for every four kids. (You will give each kid one page.)

Display the Pieces of Peace Slide, and gather the kids. Give one page from the Pieces of Peace Sheets to each kid. (Because all four pages combine to complete the “PEACE” poster, be sure to give out all four pages of each set. If needed, give some kids more than one to draw on.) **Let's spend a little more time thinking about the places and situations where we tend to feel calmest or most at peace.** Invite kids to draw a picture on their paper of a place where they feel the most peace or an activity that is especially peaceful for them. For example, they might draw a picture of a nature trail, a soccer game, or their favorite book.



As kids finish their drawings, challenge them to find three other people whose papers fit together with theirs to form the word “PEACE.” Encourage them to tape their papers together to make one larger “PEACE” poster and to tell their groups about what they drew. Then give all the groups an opportunity to hold their posters up for everyone to see. If possible, tape all the “PEACE” posters to the wall where kids can see them each week.

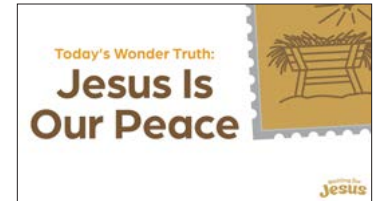
Discuss these questions all together:

- What is similar about your picture and the other pictures on your group's poster? What is different about them?
- Do you tend to feel most calm and at peace when you're with other people or when you're by yourself? Why do you think that is?



Isn't it interesting that the places and situations one person finds most peaceful are not necessarily calming for someone else? God created each of us in such special and unique ways, and that includes where we feel most at peace. The peace of Jesus is different than how we feel at certain times or places. The peace of Jesus is a deep feeling that everything will be OK—no matter where we are or what we are doing. And the peace of Jesus never ends!

Display the Peace Wonder Truth Slide. **Today's Wonder Truth is JESUS IS OUR PEACE.**



Declaring God's Wonder

Wonder Ink RESOURCES: Peace Declaration Slide

Display the Peace Declaration Slide. Read each line boldly and invite kids to repeat after you.

Thank You, God, that You are good! (Kids repeat.)

You made me on purpose, for a purpose. (Kids repeat.)

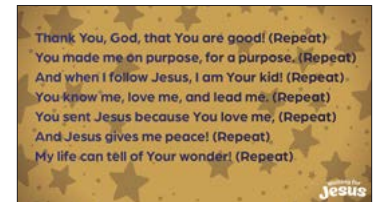
And when I follow Jesus, I am Your kid! (Kids repeat.)

You know me, love me, and lead me. (Kids repeat.)

You sent Jesus because You love me, (Kids repeat.)

And Jesus gives me peace! (Kids repeat.)

My life can tell of Your wonder! (Kids repeat.)



LESSON 2 **ELEMENTARY & PRETEEN**

Large Group

Guide kids into knowing God, exploring His big story, and marveling at His wonder.

LESSON AT A GLANCE

WONDER TRUTH: Jesus Is Our Peace

SCRIPTURE: Isaiah 9; John 14

WORD OF WONDER: Hebrews 11:1

Prayer of Invitation

Lead kids in a prayer of invitation before entering into worship and God's big story: **God, thank You for loving us and for sending Jesus to earth so we can have true peace. Help us hear from You today. If there is anything we're worried or anxious about, we ask Your Holy Spirit to give us calmness and fill us with peace right now. In Jesus' name, Amen.**

Worship

Wonder Ink RESOURCES: songs from the [Waiting for Jesus Elementary Spotify playlist](#)

Today we'll hear about how long ago God promised to send the Prince of Peace who would bring peace to all His people. The promised Prince of Peace is Jesus, and we get to know and worship Him! Play songs from the [Waiting for Jesus Elementary Spotify playlist](#) and encourage the kids to sing and dance as they praise God.

God's Big Story

Hear It, Watch It, Experience It!

This lesson includes three opportunities for your kids to enter the story—each one reinforces the others! **HEAR** it read directly from the Bible. **WATCH** it in a video. **EXPERIENCE** it through the live script.



SUPPLIES: Bibles (1 per kid), sticky notes (2 per kid, optional)

Wonder Ink RESOURCES: Peace Title Slide, [Peace God's Big Story Elementary Video](#), [Peace God's Big Story Early Childhood Video](#) (optional), Pause and Go Script (optional)

Display the Peace Title Slide. Explain to the kids that part of today's story comes from the Old Testament book of Isaiah, and part of it comes from the New Testament book of John. Invite kids to open their Bibles first to Isaiah 9 and put their finger or a sticky note on the page. Next invite them to open to John 14 and mark the page with their finger or sticky note. **Let's start by reading part of God's big story directly from the Bible. Afterward, we will watch and experience more of the story!**

Read Isaiah 9:2, 6–7 and John 14:25–27 as kids follow along. Then do one or both of the following:

- Use the following Peace Experience It! Script
- View the [Peace God's Big Story Video](#)

There are multiple ways to utilize the God's Big Story Videos during this series:

1. Use the [Early Childhood Video](#) with elementary kids or the [Elementary Video](#) with preteens.
2. Watch the [Elementary Video](#) and follow the Pause and Go Script to help elementary kids engage with the story.

LESSON 2 PEACE EXPERIENCE IT! SCRIPT

SUPPLIES: coloring utensils, cardstock (optional), tape (optional)

Wonder Ink RESOURCES: Peace Experience It! Sheet (1 per kid)

Ahead of time, print a copy of the Peace Experience It! Sheet for each kid, on cardstock if possible.

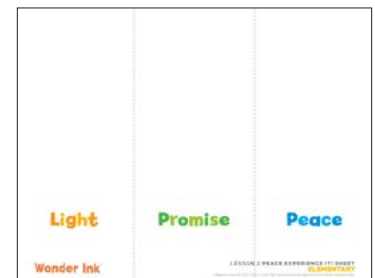
Gather the kids. Then set out coloring utensils, and give each kid a copy of the Peace Experience It! Sheet. **Before we start today's part of God's big story, I need your help! During the story, we'll hear the words *light*, *promise*, and *peace* multiple times. To help us pay close attention to the story, we need visual aids, and you get to create them!** Invite kids to draw illustrations of the three words on their sheet. They can draw objects, scenes, symbols, etc.—whatever they think of when they hear the words. Encourage them to keep their drawings simple and quick and assure them that stick figures are OK! Once kids finish their three illustrations, show them how to fold their papers along the dashed lines to create a three-sided pillar that stands up. If you have tape, give a small piece to each kid to close and secure the three sides.

Let's do one more thing to help us focus on today's story—let's learn signs for our three key words: *light*, *promise*, and *peace*. Teach kids these three signs, and give them a chance to practice each one:

Light—Bring both hands together (fingertips touching) at chest level. Next, as you move your hands apart (pushing them outward in an arch-type motion) spread your fingers apart with palms facing out. Your hands will end at approximately shoulder-width apart and shoulder level.

Promise—Make a fist with your left hand, and place it in front of you (around chest level). Make a “number one” with your right hand (pointer finger up with thumb and other four fingers bent into a fist), and place your right-hand pointer finger up to your lips. Next, push your right hand out toward your left-hand fist. As you do, open the fingers on your right hand, and spread your fingers as you place the palm of your right hand onto the fist of your left hand.

Peace—Place your left hand out in front of you (around lower chest level) with the palm facing up. Next, place the palm of your right hand into the palm of your left hand (as if you are holding your own hand). Next, gently part your hands, and then switch your hands, so that the left hand is now on top and the



right hand is now on the bottom. Finally, push both hands in a downward motion (palms down) ending at waist level (hip-width apart).



Leader Tip: Watch online tutorial videos ahead of time to learn the ASL signs for *light*, *promise*, and *peace*. You can find them by doing a simple Internet search.

During God’s big story, listen carefully for our three special words: *light*, *promise*, and *peace*. Every time you hear one of these words, you get to do two things: 1. Turn your paper so the illustration for that word is facing you. 2. Make the sign for that word. Got it? Kids respond. Let’s get started! Each time you read an underlined word, pause for kids to turn that picture toward them. Then together, do the sign for that word.

About 700 years before Jesus was born, God’s people living in the land of Judah had wandered far from God and His ways. Many worshiped false gods and sinned against God. Plus, they were still afraid that their neighboring countries would destroy them. It was as if they were living in darkness. They had forgotten that God is the light!

But God never gives up on His people. So, He sent a prophet named Isaiah to tell them about an amazing promise. A prophet is a person who speaks God’s words to others.

God said through Isaiah, “The people who are now living in darkness will see a great light! They are now living in a very dark land. But a light will shine on them” (Isaiah 9:2).

God was making a promise that one day a light would dawn, and God’s people would not be in spiritual darkness anymore! One day, they would rejoice like on a day of harvest when food is in abundance, and they would no longer feel weighed down by troubles.

Isaiah went on to tell the people more about this promise, saying, “For to us a child is born, to us a son is given ... And he will be called Wonderful Counselor, Mighty God, Everlasting Father, Prince of Peace” (Isaiah 9:6 NIV). “There will be no end to His great government and peace!” The promise, who would be a light to God’s people, would come as a child. He would be the Prince of Peace. And His peace would never end!

For a nation of scared people living in spiritual darkness and afraid of war, this was great news! One day, a Prince of Peace would come and rule forever!

Zoom forward about 700 years. At last, the time had come for God’s promise to be fulfilled. The promised child was born. He was the light shining in the darkness that Isaiah had spoken about. He was the Prince of Peace. And His name was Jesus.

When Jesus began His ministry, He told people the good news of God’s kingdom—that God is in charge and the broken parts of the world are being fixed. But some people wanted Him to fight against the evil rulers to show everyone that He was a powerful King. Then one evening as Jesus ate a meal with His closest friends, He talked to them about peace.

“I leave my peace with you,” Jesus told them. “I give my peace to you. I do not give it to you as the world does ... do not be afraid” (John 14:27).

Jesus knew that when their meal was over, He would be arrested and hung on a cross. He had done nothing to deserve this, and He knew it would be more painful than He could imagine.

When Jesus faced death, He remained faithful to God’s plan and gave up His life without a fight. Jesus trusted God the Father in the hardest possible circumstances, and He offered His friends this deep kind of peace.

The world offers peace through strength, by threatening war or fighting back. But God offers genuine peace to His followers because they know that God is in control and will make all things right someday. God’s peace is always available to His kids.

When we choose to follow Jesus, He gives us the same gift He gave His friends on that night long ago. Jesus gives us the gift of His peace in our hearts. And there is no end to His peace!

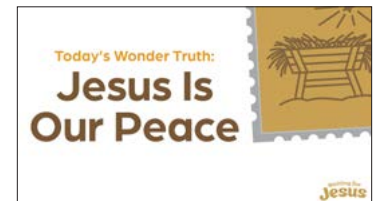
Jesus is our peace!

Make It Inclusive: During this storytelling, kids engage multiple senses as they listen and learn. If anyone in your group is deaf or hard of hearing, or knows ASL, ask them ahead of time if they would like to teach the signs to the group.

Connecting the Wonder Truth

Wonder Ink RESOURCES: Peace Wonder Truth Slide

Display the Peace Wonder Truth Slide. **Our Wonder Truth today is JESUS IS OUR PEACE.** Where did you see our Wonder Truth in action in the story? Allow kids to answer freely.



God made an unbreakable promise called a covenant with David that his relative would be on the throne forever. Years later, God promised through Isaiah that this forever King would come as a child and be the Prince of Peace whose rule never ends. God’s promises pointed to Jesus, who is the forever King, the Messiah, the Prince of Peace!

In Awe of God’s Wonder

Spend a few moments allowing kids to think about the wonder of God’s story.

In God’s big story, Isaiah talked about people living in darkness. Have you ever had the lights go out or been in a dark place without lights? How do you feel when you’re in darkness? Allow kids to answer freely. Consider sharing your own answer too!

When the prophet Isaiah promised a special child would be born one day, he used some special phrases to describe the child. Listen to the names Isaiah used to describe the Savior God promised

to send as a child and pay attention to which name stands out to you most: **“And he will be called Wonderful Counselor, Mighty God, Everlasting Father, Prince of Peace”** (Isaiah 9:6b NIV).

Which name for Jesus stands out to you most? Why? Give kids time to think and share. If needed, reread Isaiah 9:6.

LESSON 2 ELEMENTARY & PRETEEN

Small Group

Help kids see the wonder of God's story and how it connects to their own story.

LESSON AT A GLANCE

WONDER TRUTH: Jesus Is Our Peace

SCRIPTURE: Isaiah 9; John 14

WORD OF WONDER: Hebrews 11:1

Word of Wonder Activity

WORD OF WONDER

Now faith is confidence in what we hope for and assurance about what we do not see.

—Hebrews 11:1 (NIV)

Faith is being sure of what we hope for. It is being sure of what we do not see.

—Hebrews 11:1 (NIV)

SUPPLIES: Bible

Wonder Ink RESOURCES: Word of Wonder Slide (optional), [Elementary Word of Wonder Video](#) (optional), [Waiting for Jesus Elementary Spotify playlist](#) (optional)

We heard in God's big story today that Jesus is the Prince of Peace. When we put our faith in Him, we can experience peace in every situation. Let's say our Word of Wonder together as a reminder that we can put our faith in Jesus and have peace! Open your Bible to Hebrews 11:1. If possible, display the Word of Wonder Slide or watch the [Elementary Word of Wonder Video](#). Practice the verse with the kids by reading it several times together.

Let's do an activity to help us remember this verse. When I say, "Go bananas!" you'll run and move and jump and dance—whatever you want to do that is crazy! Then when I say, "Peace!" you'll freeze. When you're frozen, we'll all say our Word of Wonder verse together. Consider playing music from the [Waiting for Jesus Elementary Spotify playlist](#) rather than saying, "Go bananas!" Then each time you pause the music, kids can freeze.

Make It Inclusive: For kids who might want to go bananas for a little too long, invite them to be your helper and to call out, "Peace!" when you indicate.

Leader Tip: For Preteens. Challenge preteens by inviting them to take turns being the leader and to come up with unique motions to do each time they hear, "Peace!"

Elementary Questions

- **What is a prophet? Who is the prophet who told God's people that a light would shine on the people living in darkness?** (A prophet is a person who speaks God's words to others. *Isaiah.*)
- **Isaiah described the future Savior as the Prince of Peace—that is Jesus! What is a prince? What is real peace?** (The son of a king, a person with power who rules a nation. Real peace is a deep feeling that everything will be OK. It's a peace from Jesus that lasts forever!)
- **Before Jesus died on a cross and rose again, what did He promise to give His disciples?** (peace)
- **What is something hard you have gone through? How did you feel as you went through it? Were you scared or worried? Did you feel peace? If you would like to, tell us about it.**
- **Next time you face something hard, what is something you can do to remember the peace Jesus gives?**

Jesus is the Prince of Peace. He gives us true peace and helps us know that everything will be OK—even if it is hard right now. Let's talk with the Prince of Peace in prayer now and ask Him to fill us with peace.

Preteen Questions

- **What happens when you turn a light on in a dark room? How do you think living without Jesus is like living in the dark? How is God like a light?**
- **How would you describe the peace that Jesus brings?** (Possible answer: It's a deep feeling that everything will be OK. It's peace that lasts forever!)
- **Isaiah described the future Savior as the Prince of Peace. What do you think the term Prince of Peace means?**
- **What happened right after Jesus told His disciples, "I give my peace to you" (John 14:27b)?** (Jesus was arrested and hung on a cross.) **How does this fact impact what you think about Jesus' words?**
- **What is something hard you have gone through? How did you feel as you went through it? Were you scared or worried? Did you feel peace? If you would like to, tell us about it.**
- **Next time you face something hard, what is something you can do to remember the peace Jesus gives?**

Jesus is the Prince of Peace. He gives us true peace and helps us know that everything will be OK—even if it is hard right now. Let's talk with the Prince of Peace in prayer now and ask Him to fill us with peace.

Small Group Prayer Time

Invite kids to share prayer requests and praises and to pray for each other. Invite them to share about situations that cause them to feel scared or anxious. Pray together for them to experience God's peace in those situations. Some kids may not be comfortable praying out loud. That's OK! Encourage them to pray silently. God hears our spoken and unspoken prayers!

LESSON 2 ELEMENTARY & PRETEEN

Large Group or Small Group

Create space for God to remind kids they are known, loved, led, and their lives can tell of God's wonder.

LESSON AT A GLANCE

WONDER TRUTH: Jesus Is Our Peace

SCRIPTURE: Isaiah 9; John 14

WORD OF WONDER: Hebrews 11:1


Elementary Responding in Worship: Bottles and Breath Prayers

SUPPLIES: size 1" x 2 5/8" or Avery® Size 5160 adhesive labels (1 sheet per 30 kids), empty water bottles with lids (1 per kid), funnel, water, pitcher (1 or more), clear glue (at least 3 tablespoons per kid), red and green glitter, red and green food coloring, duct tape, paper (optional), scissors (prep only, optional), tape (optional)

Wonder Ink RESOURCES: Breath Prayer Label Sheet, Bottles and Breath Prayers Slide

Ahead of time, print the Breath Prayer Label Sheet on size 1" x 2 5/8" or Avery® Size 5160 adhesive labels (one sheet per 30 kids). Stick a breath prayer label to each empty water bottle, one bottle per kid. If you don't have adhesive labels, consider printing them on regular paper, cutting out the labels, and taping them to each bottle ahead of time. Fill one or more pitchers with enough water to fill all the bottles and gather all other materials. Consider creating a sample breath prayer bottle to show the kids.

Display the Bottles and Breath Prayers Slide, and gather the kids. **One kind of prayer we can say anywhere and anytime is called a breath prayer. A breath prayer is simply saying a word or phrase—such as part of a Bible verse or a truth about God—over and over each time we breathe in and out. Today we're going to create a fun bottle that will help us learn and practice a breath prayer!** Give each kid an empty covered water bottle with a breath prayer label on it. Set out supplies, and explain how to make a breath prayer bottle:



1. Fill up the bottle about halfway using the funnel and pitcher of water. (Leaders can be available to help with this!)
2. Add a generous amount of clear glue so that the water appears to float.
3. Add red and green glitter.
4. Add 1–2 drops of red or green food coloring.
5. Fill the rest of the bottle with water using the funnel and pitcher of water. Leave a small gap without water at the top. (Leaders can help with this step too!)
6. Screw cap on tightly, and seal with a piece of duct tape.

Invite kids to hold onto their bottles as you gather together. **Today as we pray a breath prayer, we can shake our bottles back and forth slowly.** Explain that each time they inhale, they will whisper or say silently “Jesus.” Each time they exhale, they will whisper or say silently, “be my peace.” Say the prayer together once or twice. **Breath prayers help us remember that Jesus is with us, and they help us make space for the Holy Spirit to come into our situation.**

Invite kids to spread out with their bottles. **Let’s practice this breath prayer for 30 seconds. It might feel like a long time. That’s OK. Let your body relax as you breathe deeply. Whisper the words of the prayer each time you breathe:**

“Jesus ... be my peace.” Spend 30 seconds silently breath praying along with the kids. You can gently shake your sample breath prayer bottle as you pray. Kids will follow your lead!

If time allows, work together as a group to think of another breath prayer. It can be words from a Bible verse or a truth about God. Then give kids another 30 seconds to practice it or the first breath prayer.



Leader Tip: Encourage kids to show their families their breath prayer bottles and to teach them the prayer!

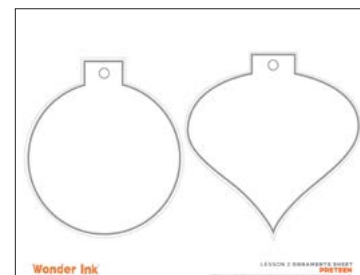
Preteen Responding in Worship: Breath Prayer Ornaments

SUPPLIES: cardstock, whiteboard, dry-erase marker, coloring utensils, writing utensils, kid-safe scissors, hole punch, ribbon or string (6" or more per kid), premade craft ornaments (1 per kid, optional), glitter glue (optional), paint pens (optional)

Wonder Ink RESOURCES: Breath Prayer Ornaments Slide, Ornaments Sheet (1 per kid), [Waiting for Jesus Elementary Spotify playlist](#)

Ahead of time, print an Ornaments Sheet onto cardstock for each kid. Alternatively, order premade craft ornaments (one per kid). These can be wooden, clear plastic globes, or any other style kids can easily write on with markers or paint pens. Prepare one or two 6" lengths of ribbon or string for each kid, one length for each ornament they’ll be making.

Display the Breath Prayer Ornaments Slide, and gather the kids. **One kind of prayer we can say anywhere and anytime is called a breath prayer. A breath prayer is simply saying a word or phrase—such as part of a Bible verse or a truth about God—over and over each time we breathe in and out. We can pray breath prayers out loud or silently. So, at any point in the day—when you’re taking a test at school or feel anxious**



about anything—a breath prayer can remind you that God is with you and that Jesus is your peace. Let's think of a few breath prayers together. Brainstorm several breath prayers with the kids. They should be simple statements addressed to God, one part spoken as you inhale and one part as you exhale. Write kids' ideas on the whiteboard (or invite a kid to write them on the board). Start the brainstorm by introducing this breath prayer:

Breath In: Jesus ...

Breath Out: be my peace.

Once you've recorded a few breath prayers on the board, choose one to practice with the kids. For example, invite kids to whisper or say silently "Jesus" as they inhale. Then invite them to say "be my peace" as they exhale. Say the same prayer together a couple times.

Today we're going to create Christmas ornaments with breath prayers on them. You can choose one of the breath prayers from the board or come up with a new one. As you write the prayer and decorate your ornament, talk with Jesus! You can practice saying the breath prayer or simply thank Him for being our peace. Set out , and give each kid an Ornament Sheet or a premade ornament. Invite kids to write a breath prayer on their ornament and decorate it. If using the sheet, kids can create one or two ornaments—it's up to them! When they finish writing and decorating, they can cut their ornament out, hole-punch the top, and loop a ribbon or string through the top. Play music from the [Waiting for Jesus Elementary Spotify playlist](#) as kids create and pray quietly.

Encourage kids to take their finished ornaments home and hang them on a Christmas tree or anywhere else as a reminder that they can talk to Jesus anytime and anywhere and that He is our peace!

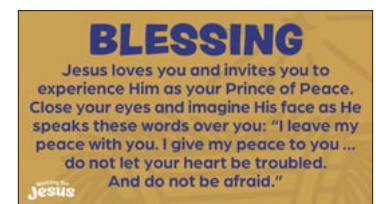
Make It Inclusive: If some kids struggle with fine-motor skills, cut out the ornaments ahead of time and be available to help kids write and tie their ribbons.

Blessing Your Kids

Wonder Ink RESOURCES: Peace Blessing Slide

Display the Peace Blessing Slide. Speak this blessing, which includes Jesus' words from John 14:27, over your kids, as a group or as individuals. If you bless kids individually, insert each name into the blessing.

Blessing: Jesus loves you and invites you to experience Him as your Prince of Peace. Close your eyes and imagine His face as He speaks these words over you: "I leave my peace with you. I give my peace to you ... do not let your hearts be troubled. And do not be afraid."




LESSON 2
PEACE

LESSON AT A GLANCE

WONDER TRUTH: Jesus Is Our Peace**SCRIPTURE:** Isaiah 9; John 14**GOD'S BIG STORY:** Isaiah shares the promise that Jesus will come as a light to God's people, and this promise is fulfilled 700 years later when Jesus—the Prince of Peace—is born.**WORD OF WONDER:** Faith is being sure of what we hope for and being sure of what we do not see.
—from Hebrews 11:1**CURIOSITY** 15 minutes • Large Group or Small Group

Hands-on activities to spark curiosity and get kids thinking about the wonder of God

- Welcome Question: Where do you feel at peace?
- Curiosity Questions
- Curiosity Activity: Peace and Chaos
- Declaring God's Wonder

**BELIEF** 25–35 minutes • Large Group

An interactive dive into Scripture that guides kids into knowing God, exploring His big story, and marveling at His wonder

- Prayer of Invitation and Worship
- God's Big Story
- Connecting the Wonder Truth
- Word of Wonder: From Hebrews 11:1

FAITH 15 minutes • Small Group

An intentional conversation that helps kids see the wonder of God's story and how it connects to their own

- Discussion Questions
- Craft: Peace Ornaments
- Game: Peace Ornaments

IDENTITY 10 minutes • Large Group or Small Group

An interactive worship response activity that creates space for God to remind kids that they are known, loved, led, and their lives can tell of God's wonder

- Responding in Worship: Names of Jesus
- Blessing Your Kids
- Closing Game: Peace and Light

Wonder@Home™

Designed for families to engage in the wonder of God together at home. This resource includes a video, worship playlists, activities, and more!

INVITATION

We invite you to pause, listen, and shift your gaze toward the Father ...

LESSON AT A GLANCE

WONDER TRUTH: Jesus Is Our Peace

SCRIPTURE: Isaiah 9; John 14

WORD OF WONDER: From Hebrews 11:1

I don't know how to manufacture peace, but I have taken notice of where I usually find it. The following list is an ode to some places where I feel peace, or the absence of anxiety, concern, conflict, or strife:

- Standing next to the ocean
- Walking through my garden
- Sitting on my porch in the morning

Where do you feel the most peace? How long does that last?

These are moments I remember feeling peace as a kid:

- Up high in a tree
- Riding my bike down a slight hill
- Swinging on a porch swing in the sun

These peaceful moments have some specific conditions: There are no other people around. Or cars. Or loud noises. Or interruptions. That means the peace I feel in these moments is temporary. Because people, cars, loud noises, and so many other peace-interrupting things are normal parts of life.

Read Isaiah 9:1–7 and John 14:25–27. Isaiah writes about a peace so powerful it can't be interrupted, and it never ends. He talks about a kingdom ruled by peace. John records Jesus' promise to give a kind of peace that can't be found anywhere else in the world. We can't make it happen, but Jesus is where peace is found. That's the crux of our Wonder Truth for this lesson: Jesus Is Our Peace.

What are some moments where you experience peace?

Have you felt that kind of peace Isaiah and John describe?

—Matt Irvine

Pastor and Editor

Contributor to Wonder Ink

DID YOU KNOW?

FOUNDATION BUILDING BLOCKS

WHO?

The people of Judah needed peace. They were afraid of being destroyed by surrounding nations and empires, yet they were not walking with God. The prophet Isaiah warned them of impending judgment and change through a coming leader called the Prince of Peace.

WHAT?

God promised King David that his descendant would rule as king, forever. But after a series of very bad kings, God's people waited for a heroic leader. Jesus came as a different sort of king, without political connections or visible power. His kingdom brings peace.

WHERE?

Isaiah prophesied that Galilee, a rural area north of Jerusalem and Judah, would be honored by a coming leader. Centuries later and after His ministry in Galilee, Jesus spoke to His disciples about God's peace, mere hours before He was crucified.

WHEN?

Isaiah's prophecy reminded God's people that the coming Messiah would continue the reign of David's dynasty as God had promised. About 700 years later, Jesus was born as the "son of David" who fulfills the role of an everlasting king.

CONNECTING TO GOD'S BIG STORY:

The images of walking in darkness or light are also in 1 John, which says "God is light" (1:5; emphasis added). Drawing close to God means telling the truth about our need for forgiveness and for God's Son to save us.

LESSON 2 **EARLY ELEMENTARY**

Large Group or Small Group

Spark curiosity and get kids thinking about the wonder of God.

LESSON AT A GLANCE

WONDER TRUTH: Jesus Is Our Peace

SCRIPTURE: Isaiah 9; John 14

WORD OF WONDER: From Hebrews 11:1

Series Bumper and Countdown Videos

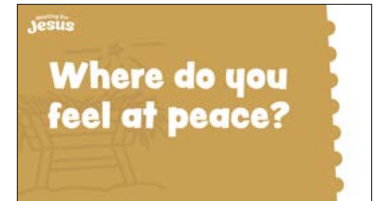
Choose between the [Waiting for Jesus Series Bumper Video](#) and [Countdown Videos](#) to introduce the kids to the series.

Welcome Question

SUPPLIES: paper, coloring utensils, whiteboard (optional), dry-erase marker (optional)

Wonder Ink RESOURCES: Peace Welcome Question Slide

Before kids arrive, display the Peace Welcome Question Slide, or write the following question on a whiteboard: “Where do you feel at peace?” Set out paper and coloring utensils.



As kids arrive ...

Warmly welcome the kids, and invite them to share where they feel at peace. Read the Welcome Question to younger kids. If they need help thinking of a place where they feel at peace, ask prompting questions such as “What makes you feel calm?” or “Where do you get excited to go?” If they want to, they can draw a picture of the place that makes them feel at peace.

At your start time ...

Welcome the kids and call on several to share their answers to the Welcome Question: **Where do you feel at peace?**

Those sound like amazing and peaceful places! Today we'll explore the idea of peace even more and learn about another message from God that Isaiah gave the people about Jesus long before Jesus was even born! But first, it's time to be curious.

Curiosity Questions

Ask the following “I’m curious” questions. Say “I’m curious ...” before each question and give kids a chance to think about and answer each one.

I’m curious ...

- What do you think peace is?
- When do you feel peace? When do you not feel peace?

Kids may have different ideas of what peace is. Invite them to share freely! Then introduce this definition for peace: **Peace is a deep feeling that everything will be OK.**

Curiosity Activity: Peace and Chaos

What do you think peace means? Allow kids to answer freely. **Those are great answers! Peace is the calm feeling inside your heart. It’s a deep feeling that everything will be OK.**

We’ll do an activity to experience peace after a lot of busyness and chaos! Let’s get busy and make chaos! Just do what I say:

Invite the kids to do the following:

- Turn around in a circle five times.
- Do 10 jumping jacks.
- Crab-walk across the room and back.
- Hop up and down 10 times.
- Run to touch each wall in the room.
- Sing any song you want loudly while swinging your arms.

When the kids have completed everything, have them sit down and be very still.

How did you feel after finishing all the busy or chaotic things? Allow kids to answer. **Was it hard to sit quietly after the busyness?** Allow the kids to respond. **What are some things you and your family do to relax after being busy?** Allow kids to answer freely.

Sometimes peace feels like rest or getting still when we have been busy, overwhelmed, or tired. This time of year, life can sometimes get busy. Peace doesn’t mean only sitting still, it means resting with God because we trust Him. True peace doesn’t just come from a quiet room. True peace in our hearts comes from Jesus. We’re learning that Jesus is our peace! Today we’re learning in God’s big story that Jesus is our peace. Let’s discover that truth together!

Make It Inclusive: Some kids may not enjoy chaos or be able to do the physical movements. You can pull them away from the “chaos” to another side of the room and give them their own challenges to do, such as tossing a ball to themselves or squeezing play dough.

Declaring God's Wonder

Wonder Ink RESOURCES: Declaration [Video](#) or Slide (optional)

Show the Declaration [Video](#) or Slide and encourage the kids to say the statements and do the motions with you.

Thank You, God, that You made me! (Kids repeat words and motions.)

Make prayer hands, then point up and then to yourself.

And I am Your kid! (Kids repeat words and motions.)

Put your hands on your hips.

Jesus loves me so much; (Kids repeat words and motions.)

Spread your arms out wide to your side one at a time, then pull them in for a hug around your chest.

His love for me is big. (Kids repeat words and motions.)

Hold your arms up high and wide above your head.

The Holy Spirit leads me, (Kids repeat words and motions.)

Bring your arms down from above, making a path in front of you.

And I can follow You. (Kids repeat words and motions.)

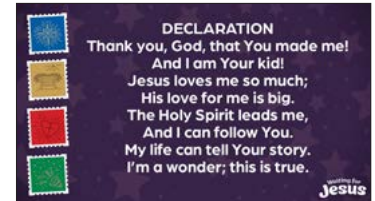
March in place like you're following the leader.

My life can tell Your story. (Kids repeat words and motions.)

Hold your hands in front of you like an open book.

I'm a wonder; this is true. (Kids repeat words and motions.)

Put your hands up, shake your fingers, and celebrate ("praise hands").



LESSON 2 **EARLY ELEMENTARY**

Large Group

Guide kids into knowing God, exploring His big story, and marveling at His wonder.

LESSON AT A GLANCE

WONDER TRUTH: Jesus Is Our Peace

SCRIPTURE: Isaiah 9; John 14

WORD OF WONDER: From Hebrews 11:1

Prayer of Invitation

Lead kids in a prayer of invitation before entering into worship and God's big story: **God, thank You for loving us and for sending Jesus to earth so we can have true peace. Help us hear from You today. If there is anything we're worried or anxious about, we ask Your Holy Spirit to give us calmness and fill us with peace right now. In Jesus' name, Amen.**

Worship

Wonder Ink RESOURCES: songs from the [Waiting for Jesus Elementary Spotify playlist](#)

Today we'll hear about how long ago God promised to send the Prince of Peace who would bring peace to all His people. The promised Prince of Peace is Jesus, and we get to know and worship Him! Play songs from the [Waiting for Jesus Elementary Spotify playlist](#) and encourage the kids to sing and dance as they praise God.

God's Big Story

SUPPLIES: Bible

Wonder Ink RESOURCES: Bible Story Picture (optional)

Bible Time Rhyme

Say the Bible time rhyme (with motions) each week before the Bible story to remind kids that what they're about to hear is part of God's big story.

I open my Bible, and what do I see? (Hold your hands together, then open your palms, as if opening a book.)

God's big story, waiting for me! (Point to yourself.)

Let's start by reading part of God's big story from the books of Isaiah and the Gospel of John in the Bible. Isaiah is found in the Old Testament, and the Gospel of John is found in the New Testament.

Read the God's Big Story Script provided or read Isaiah 9:2, 6–7 and John 14:25–27 from the Bible. You can also print the Bible Story Picture to give the kids a visual depiction as you tell the story.

There are multiple ways to utilize the God's Big Story Videos during this series:


1. Use the [Early Childhood Video](#) with elementary kids.
2. Watch the [Elementary Video](#) and follow the Pause and Go Script to help elementary kids engage with the story.

GOD'S BIG STORY SCRIPT

SUPPLIES: paper, scissors (prep only), tape, paper (optional), roll of wrapping paper (optional)

Wonder Ink RESOURCES: Timeline Images (1 set), God's Big Story Video ([Early Childhood](#) or [Elementary](#))

If you didn't already, print a set of the Timeline Images. These are the same images from Lesson 1. Cut out the people pictures. You can tape the papers together on a wall to make a long timeline. You can even add extra paper in between (where the "700 years" is on the timeline) to show a lot of time passing between Isaiah and Jesus. Another option is to use wrapping paper as the background to your timeline. Unroll the wrapping paper and tape it on a wall to make your long timeline. You will use this timeline for the first four lessons in this series and then add to it for the fifth lesson. Leave space at the end of the timeline to add on after the fourth lesson. In this lesson, you'll use images #8, 5, 9, 10, and 11 (in that order).



Choose a kid to tape the picture (or point to it if it's already there) on the timeline that says, "700 Years." **About 700 years before Jesus was born, God's people lived in the land of Judah. They did not follow God. They did not live the way God wanted. God's people were afraid of their enemies. It was like they lived in darkness. Turn off the lights. And God's people were afraid of the dark! They forgot that God is the light!** Turn the lights back on.

But God didn't forget His people. He never gives up. Hold up the Isaiah picture and choose a kid to put it on the timeline (or point to it if it's already there). **So, God sent a prophet named Isaiah to give them a special promise. A prophet is a person who speaks God's words to others.**

Isaiah shared this special message with God's people: "The people who are now living in darkness will see a great light. They are now living in a very dark land. But a light will shine on them" (Isaiah 9:2).

God promised that one day a light was going to shine. God would help His people. When the Light comes, people will not have to feel sad or scared. God's people would be close to Him again!

Isaiah told more about God's promise. He said, "For to us a child is born, to us a son is given ... And he will be called Wonderful Counselor, Mighty God, Everlasting Father, Prince of Peace" (Isaiah 9:6 NIV). Hold up the "God's Promise" picture and choose a kid to tape it onto the timeline next to Isaiah, or point to it if it's already there.

Isaiah said the promise, a light to God's people, was coming as a child. He would be the Prince of Peace. Peace is a deep feeling that everything will be OK. And His peace would never end!

The people of Judah were scared and sad, so this was great news! One day a Prince of Peace would come and rule forever!

Zoom forward about 700 years. Point to the “700 years” on the timeline. **At last, it was time for God to keep His promise. The promised child was born. He was the shining Light that Isaiah talked about. He was the Prince of Peace. And His name was Jesus.** Hold up the baby Jesus picture and invite a kid to tape the picture to the timeline.

Jesus grew up and started doing God’s work. He shared God’s messages. He told people the good news of God’s kingdom. Jesus told people that God is in charge. He told people that God was going to fix the parts of the world that were broken.

One day, Jesus ate a meal with His closest friends. Hold up the “Adult Jesus” picture and invite a kid to tape it to the timeline. **He talked to them about peace. “I leave my peace with you,” Jesus told them. “I give my peace to you. I do not give it to you as the world does ... do not be afraid” (John 14:27).**

Jesus knew that after meal was over, He was going to be arrested. He was going to die on a cross. Jesus did not deserve it. It was going to hurt. It was sad. But Jesus gave His life anyway. Jesus trusted God in the hardest time. Jesus gave His friends real peace too. Invite a kid to tape the “Jesus’ friends” picture to the timeline.

God gives real peace to people who follow Him. They do not need to worry because God is in control. All of God’s kids can have His peace. When we follow Jesus, He gives us the same thing He gave His friends long ago. Jesus gives us the gift of His peace in our hearts. And His peace does not end. Jesus is our peace!

**VIEW THE GOD’S BIG STORY VIDEO
(Early Childhood or Elementary)**

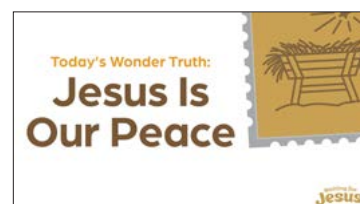


Connecting the Wonder Truth

Wonder Ink RESOURCES: Peace Wonder Truth Slide

Display the Peace Wonder Truth Slide. **Our Wonder Truth today is JESUS IS OUR PEACE.** Where did you see our Wonder Truth in action in the story? Allow kids to answer freely.

God made an unbreakable promise called a covenant with David that his relative would be on the throne forever. Years later, God promised through Isaiah that this forever King would come as a child and be the Prince of Peace whose rule never ends. God’s promises pointed to Jesus, who is the forever King, the Messiah, the Prince of Peace!



Word of Wonder

SUPPLIES: Bible, buckets (3), balls (several), blindfolds

Wonder Ink RESOURCES: Word of Wonder Slide or [Video](#) (optional)

WORD OF WONDER

Faith is being sure of what we hope for and sure of what we do not see.

—from Hebrews 11:1

Display the Word of Wonder Slide or [Video](#), if using. **Our Word of Wonder for the Waiting for Jesus series is from Hebrews 11:1. Let's practice saying the Word of Wonder together.**

Encourage the kids to do the motions and say the verse with you.



- **FAITH**—Make prayer hands.
- **IS BEING SURE**—Make a fist with one hand and put it down on your other hand (open palm).
- **OF WHAT WE HOPE FOR**—Put your fist down onto your open palm once for each word (what, hope).
- **AND SURE**—Hands on your hips.
- **OF WHAT WE DO NOT**—Hold one finger up and shake it back and forth (“No, No”).
- **SEE.**—Put your hands by your eyes like binoculars.
- **FROM HEBREWS 11:1**—Hands open like a book.

Set out three buckets in a line and have the kids line up a few feet away from the buckets. Let the kids take turns tossing the balls to get them in the buckets. Each time a ball makes it into a bucket, the kid will say the verse. Then give the kids blindfolds (or just have them close their eyes or turn around backward) and let them try again. **Is it harder to make the ball go into the bucket when you can't see? Is it harder to trust in God and have faith in Him when you can't see God or see the hope He gives?** Allow the kids to respond.

It can be hard to trust in God and have faith when we can't see. But that's what true faith is—trusting and knowing that God is with us, and that He gives us real peace—even when we can't see!

Gather the kids to discuss these questions:

- **How do you know God is with you?** (If the kids need help, offer ideas such as: I can feel His presence, I feel peace from Him, I have faith and trust, the Bible says He is with us.)
- **What is something about God that you're sure about?** (If the kids need help, offer ideas such as: God loves us, God made us, God is powerful, God is with me.)

LESSON 2 EARLY ELEMENTARY

Small Group

Help kids see the wonder of God's story and how it connects to their own story.

LESSON AT A GLANCE

WONDER TRUTH: Jesus Is Our Peace

SCRIPTURE: Isaiah 9; John 14

WORD OF WONDER: From Hebrews 11:1

Discussion Questions

SUPPLIES: paper (1–2 sheets)

Gather the kids in a circle. **Today we're learning that Jesus is our peace. To help us remember this, we're going to pass a sheet of paper around our circle. Each time the paper comes to you, you'll tear a piece off (however big you want!). I'll tell you to stop passing sometimes, and whoever has the paper will say the Wonder Truth: "Jesus Is Our Peace," and answer a question. Although the piece of paper is a bit different from the peace from Jesus, passing the piece of paper can help us remember that we can pass the peace of Jesus to others.** Give a sheet of paper to a kid in the circle and allow the kids to pass it around the circle, tearing off a piece each time. At various times, tell the kids to stop passing, and encourage the kid who has the paper to say the Wonder Truth and answer a question. Play several rounds until the paper gets too small to pass anymore. If needed, use another sheet of paper to keep playing until all the questions are answered.

DISCUSSION QUESTIONS

- **Who gave people a message about Jesus long before He was born?** (Isaiah)
- **How long did God's people wait for Jesus to be born after Isaiah's message?** (700 years)
- **Can you name one of the names for Jesus that Isaiah shared?** (Wonderful Counselor, Mighty God, Everlasting Father, Prince of Peace)
- **What is peace? What does it feel like?** (If kids need help, offer ideas such as: the calm feeling inside your heart; a deep feeling that everything will be OK, no matter what is happening around you or how busy you are.)
- **Share about a time when you felt at peace.**
- **When Jesus was grown up and with His disciples, what did He tell them He was leaving with them?** (peace)
- **Does the world always feel peaceful? In what part of your life do you need to feel God's peace?**
- **How can you share God's peace with others?** (If kids need help, offer ideas such as: telling them about the story of Jesus, praying for them, asking God to help you share His peace.)

God gives real peace to everyone who follows Him. We do not need to worry because God is in control, and we can have God's peace. Jesus gives us the gift of His peace in our hearts. And His peace does not end. Let's talk to God now in prayer and thank Him for giving us peace.

Invite kids to share prayer requests and praises and to pray for each other. Some kids may not be comfortable praying out loud. That's OK! Encourage them to pray silently and to thank God for giving us peace.

Craft: Peace Ornaments

SUPPLIES: pipe cleaners (1 per kid), ribbon (approximately 8" piece per kid), pony beads (small handful per kid), scissors (prep only)

Give each kid a pipe cleaner, a small piece of ribbon (about 8" each), and a handful of pony beads. Allow the kids to put pony beads onto their pipe cleaners. They can do a pattern if they want. Show them how to bend and twist their pipe cleaners together to make a heart shape by twisting and connecting the pipe cleaners at one end and bending into a heart shape.

This heart shape reminds us Jesus came to bring love and peace. Why did we need Jesus for love and peace? Allow the kids to respond. **Because of sin, we live in darkness, like God's people did long before He was born. But God promised to send a Savior to forgive our sins and bring light into the world! Jesus did come, and He brings light, love, and peace.** Help the kids tie the ribbon onto their hearts so the hearts can hang on a tree.



You can take your heart ornaments home to hang on your tree or anywhere around your home. It can help you remember our Wonder Truth and our God's big story: Jesus Is Our Peace. Jesus came to bring true peace to our hearts, so we don't have to worry, no matter what happens!

Game: Peace Tag

Wonder Ink RESOURCES: upbeat music from the [Waiting for Jesus Elementary Spotify playlist](#)

We're going to play a game called Peace Tag! This game is a lot like Freeze Tag. Remember what real peace is? Peace is the calm feeling inside your heart. Peace is a deep feeling that everything will be OK, no matter what is happening around you or how busy you are. No matter what is happening around us in the game, it might get a little crazy, but we can always have peace from Jesus, no matter what!

Choose one kid to be "It" first. The kid who is It will chase the others in the room, who will each freeze when tagged. To be unfrozen, a friend must tap her and say the Wonder Truth: "Jesus is our Peace!" When the kid is unfrozen, she can join the game again.

As needed, select new kids to be It or select more than one kid to be It for added fun! During the game, play songs from the [Waiting for Jesus Elementary Spotify playlist](#).

What are things in your life that can take away your peace or make you feel worried? Allow the kids to respond. **No matter what we face or what problems we have, we can trust Jesus to give us peace in our hearts.**

Leader Tip: If you don't have enough space in your room for tag, let the kids sit in a circle and play a version of musical chairs with paper or floor dots as the "seats" and whoever is "out" each time will say the Wonder Truth and then get back in the game.

LESSON 2 EARLY ELEMENTARY

Large Group or Small Group

Create space for God to remind kids they are known, loved, led, and their lives can tell of God's wonder.

LESSON AT A GLANCE

WONDER TRUTH: Jesus Is Our Peace

SCRIPTURE: Isaiah 9; John 14

WORD OF WONDER: From Hebrews 11:1

Responding in Worship: Names of Jesus

SUPPLIES: tape, coloring utensils, paper (1 sheet per kid, optional), posterboard (4, optional)

Wonder Ink RESOURCES: Names of Jesus Sheets (1 set)

Ahead of time, print the Names of Jesus Sheets. Tape each one to a wall and set out paper (or posterboard) and coloring utensils on the floor or on a table by each sheet.

What are some names you have heard Jesus called? Allow the kids to respond. **You might have heard Jesus called “Messiah,” or “Savior,” or “Lord,” or “Son of God,” or “Everlasting King.” There are four more names for Jesus that we heard today. Do you remember any of them?**

Allow the kids to respond. **The names are: Wonderful Counselor, Mighty God, Everlasting Father, and Prince of Peace. We’re going to go to four name signs and think about what each name tells us about Jesus. Then we will draw what that name tells us and how that name describes Jesus. You can draw whatever you want! There’s no right or wrong answer. And then you can pray and tell God thank You for being that name to you.**

Split the kids into small groups and let the kids take turns going to each of the name signs. At each one, they will draw on the blank paper (or posterboard) what that name tells us about God and how it describes Jesus. For example: For Wonderful Counselor, they might write or draw a helping hand, a listening ear; for Mighty God, they might write or draw “strong” or something that is powerful. If they can’t think of anything, offer ideas of things they can draw, such as a heart, a peace symbol, or a cross. Encourage the kids to pray at each station and thank God for being our Wonderful Counselor, Mighty God, Everlasting Father, and Prince of Peace.

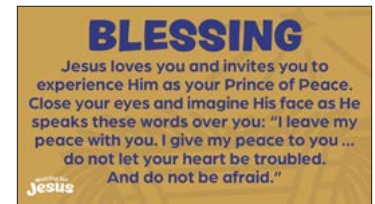


Blessing Your Kids

Wonder Ink RESOURCES: Peace Blessing Slide

Display the Peace Blessing Slide. Speak this blessing, which includes Jesus' words from John 14:27, over your kids, as a group or as individuals. If you bless kids individually, insert each name into the blessing.

Blessing: Jesus loves you and invites you to experience Him as your Prince of Peace. Close your eyes and imagine His face as He speaks these words over you: "I leave my peace with you. I give my peace to you ... do not let your hearts be troubled. And do not be afraid."



Closing Game: Peace and Light

SUPPLIES: flashlight (optional)

In God's big story today, we learned that Jesus brings peace and light into the world. There's darkness in the world because of sin. Sin is the wrong things we say and do that separate us from God. We live in darkness because we have all sinned, but Jesus came to bring light and peace. Jesus can forgive our sins. Let's do an activity to remember that Jesus is our peace. I'll turn off the lights. When I turn them off, you can wiggle and jump and move and sing a loud song. When I turn the lights on, you will freeze and say, "Jesus is our peace!"

Play multiple rounds, turning off the light and encouraging the kids to move and wiggle when the lights are off, and turn the lights back on every 15–20 seconds. To make it more fun, you can use a flashlight instead of turning on all the lights, and just point the flashlight to one kid, who will freeze and say, "Jesus is our peace!" You can also give the kids specific motions or actions to do when you turn the lights off, such as skipping, crawling, or marching.

Remember, Jesus is our peace! No matter what happens in your life this week, you can have peace in Jesus.

Make It Inclusive: Some kids may not be comfortable with darkness or chaos. Provide a space away from the larger group to allow them to do a similar activity, such as make shadow puppets with a flashlight.


LESSON 2
PEACE

LESSON AT A GLANCE

WONDER TRUTH: Jesus Is Our Peace**SCRIPTURE:** Isaiah 9; John 14**GOD'S BIG STORY:** Isaiah shares the promise that Jesus will come as a light to God's people, and this promise is fulfilled 700 years later when Jesus—the Prince of Peace—is born.**WORD OF WONDER:** Faith is being sure of what we hope for and sure of what we do not see.
—from Hebrews 11:1**CURIOSITY** 15–20 minutes

Hands-on activities to spark curiosity and get kids thinking about the wonder of God

- Play Stations:
 - Presents and Bows
 - Shadow Puppets
 - Peace Coloring Sheet
- Curiosity Activity: Peace and Chaos
- Puppet Intro and Curiosity Questions
- Declaring God's Wonder

**BELIEF** 20 minutes

An interactive dive into Scripture that guides kids into knowing God, exploring His big story, and marveling at His wonder

- Prayer of Invitation and Worship
- God's Big Story
- Connecting the Wonder Truth
- Word of Wonder: From Hebrews 11:1

FAITH 15–20 minutes

An intentional conversation that helps kids see the wonder of God's story and how it connects to their own

- Circle Time: Pass the Peace
- Craft: Peace Ornaments
- Game: Peace Tag

IDENTITY 15–20 minutes

An interactive worship response activity that creates space for God to remind kids that they are known, loved, led, and their lives can tell of God's wonder

- Responding in Worship: Names of Jesus
- Prayer and Blessing
- Closing Game: Peace and Light

Wonder@Home[™]

Designed for families to engage in the wonder of God together at home. This resource includes a video, worship playlists, activities, and more!



LESSON 2 **FOR LEADERS**

INVITATION

We invite you to pause, listen, and shift your gaze toward the Father ...

LESSON AT A GLANCE

WONDER TRUTH: Jesus Is Our Peace

SCRIPTURE: Isaiah 9; John 14

WORD OF WONDER: From Hebrews 11:1

I don't know how to manufacture peace, but I have taken notice of where I usually find it. The following list is an ode to some places where I feel peace, or the absence of anxiety, concern, conflict, or strife:

- Standing next to the ocean
- Walking through my garden
- Sitting on my porch in the morning

Where do you feel the most peace? How long does that last?

These are moments I remember feeling peace as a kid:

- Up high in a tree
- Riding my bike down a slight hill
- Swinging on a porch swing in the sun

These peaceful moments have some specific conditions. There are no other people around. Or cars. Or loud noises. Or interruptions. That means the peace I feel in these moments is temporary. Because people, cars, loud noises, and so many other peace-interrupting things are normal parts of life.

Read Isaiah 9:1–7 and John 14:25–27. Isaiah writes about a peace so powerful it can't be interrupted, and it never ends. He talks about a kingdom ruled by peace. John records Jesus' promise to give a kind of peace that can't be found anywhere else in the world. We can't make it happen, but Jesus is where peace is found. That's the crux of our Wonder Truth for this lesson: Jesus Is Our Peace.

What are some moments where you experience peace?

Have you felt that kind of peace Isaiah and John describe?

—Matt Irvine

Pastor and Editor

Contributor to Wonder Ink

DID YOU KNOW?

FOUNDATION BUILDING BLOCKS

WHO?

The people of Judah needed peace. They were afraid of being destroyed by surrounding nations and empires, yet they were not walking with God. The prophet Isaiah warned them of impending judgment and change through a coming leader called the Prince of Peace.

WHAT?

God promised King David that his descendant would rule as king, forever. But after a series of very bad kings, God's people waited for a heroic leader. Jesus came as a different sort of king, without political connections or visible power. His kingdom brings peace.

WHERE?

Isaiah prophesied that Galilee, a rural area north of Jerusalem and Judah, would be honored by a coming leader. Centuries later and after His ministry in Galilee, Jesus spoke to His disciples about God's peace, mere hours before He was crucified.

WHEN?

Isaiah's prophecy reminded God's people that the coming Messiah would continue the reign of David's dynasty as God had promised. About 700 years later, Jesus was born as the "son of David" who fulfills the role of an everlasting king.

CONNECTING TO GOD'S BIG STORY:

The images of walking in darkness or light are also in 1 John, which says "God is light" (1:5; emphasis added). Drawing close to God means telling the truth about our need for forgiveness and for God's Son to save us.



Curiosity

Belief

Faith

Identity

LESSON 2 **EARLY CHILDHOOD**

Spark curiosity and get kids thinking about the wonder of God.

LESSON AT A GLANCE

WONDER TRUTH: Jesus Is Our Peace

SCRIPTURE: Isaiah 9; John 14

WORD OF WONDER: From Hebrews 11:1

Play Stations

SUPPLIES: variety of gift boxes, bags, wrapping paper, tape, gift bows, flashlights (several), bin, small objects and toys in a variety of shapes, coloring utensils, tissue paper (optional)

Wonder Ink RESOURCES: Peace Coloring Sheet (1 per kid)

Greet the kids warmly and briefly explain the play stations to them. Invite them to play at any of the stations.

Welcome to church! While we're getting ready to start, you can play at any of these stations to help you get ready for our lesson today. Do you have any ideas about what we'll be learning today?

Play Station: Presents and Bows

Set up: Set out a variety of gift boxes, bags, wrapping paper, tape, and gift bows. You can also set out tissue paper.

Play: Invite the kids to play with the gifts and wrap pretend presents.

Play Station: Shadow Puppets

Set up: Set out a few flashlights near a plain light-colored wall to use as a background. Make the space as dark as you can. Set out a bin of small objects and toys in a variety of shapes, which can be used to make shadows.

Play: Let the kids explore the objects and toys, taking turns holding them up to the flashlights so they can see the shadows on the walls. Encourage the kids to use their imaginations to make as many different shapes as they can.

Play Station: Peace Coloring Sheet

Set up: Print one copy per kid of the coloring sheet and set out the coloring utensils.

Play: Let the kids color. The kids can also turn the sheet over and draw a picture of a time when they felt at peace.

Curiosity Activity: Peace and Chaos

What do you think peace means? Allow kids to answer freely. **Those are great answers! Peace is the calm feeling inside your heart. It's a deep feeling that everything will be OK.**

We'll do an activity to experience peace after a lot of busyness and chaos! Let's get busy and make chaos! Just do what I say:

Invite the kids to do the following:

- Turn around in a circle five times.
- Do 10 jumping jacks.
- Crab-walk across the room and back.
- Hop up and down 10 times.
- Run to touch each wall in the room.
- Sing any song you want loudly while swinging your arms.

When the kids have completed everything, have them sit down and be very still.

How did you feel after finishing all the busy or chaotic things? Allow kids to answer. **Was it hard to sit quietly after the busyness?** Allow the kids to respond. **What are some things you and your family do to relax after being busy?** Allow kids to answer freely.

Sometimes peace feels like rest or getting still when we have been busy, overwhelmed, or tired. This time of year, life can sometimes get busy. Peace doesn't mean only sitting still, it means resting with God because we trust Him. True peace doesn't just come from a quiet room. True peace in our hearts comes from Jesus. We're learning that Jesus is our peace! Today we're learning in God's big story that Jesus is our peace. Let's discover that truth together!

Make It Inclusive: Some kids may not enjoy chaos or be able to do the physical movements. You can pull them away from the "chaos" to another side of the room and give them their own challenges to do, such as tossing a ball to themselves or squeezing play dough.

Puppet Intro and Curiosity Questions

Wonder Ink RESOURCES: Tac the Cat Picture or puppet

For this section, you can use the cat picture provided, or a stuffed animal cat, or a cat hand puppet.

Leader: You may remember our friend, Tac. He's always asking questions. He has a question for you, now. Are you ready?

Tac the Cat: Hi, kids! I'm kind of sleepy today ... I'm curious. I feel so tired and busy. Why do I feel like this? And how can I not feel like this?

Leader: Oh Tac, I'm sorry! This can be a busy time of year. What have you been doing lately? Have you been busy?

Tac the Cat: Well, I've been at school and church. And we had a Christmas musical and cat climbing competition. I also went to a family dinner. I had to get a gift for my family and wrap it. Then we decorated our cat house! There are so many people around, and I just feel so tired and overwhelmed! And I can't think of a present to get my dad for Christmas! So that makes my heart feel worried.



Leader: That's a lot, Tac. You are feeling a little stressed and overwhelmed. You know, God can help you feel peace.

Tac the Cat: What is peace? Is that like when two people stop fighting?

Leader: Kind of ... that's one part of peace! Peace is the calm feeling inside your heart. Peace is a deep feeling that everything will be OK, no matter what is happening around you or how busy you are.

Tac the Cat: That sounds amazing! How can God help me have peace?

Leader: If you trust in God and spend time with Him, He can give you peace deep in your heart. It may not change what's happening around you. You might still be busy. But your heart can feel calm. God can give you peace because He is peace.

Tac the Cat: He is? I think I need to pray and ask God to help me have peace!

Leader: We're going to learn about it today in our story—all about how God sent Jesus to bring peace to the world and how Jesus is our peace.

Tac the Cat: That sounds like a really important story. I want peace from Jesus!

Leader: We can all have Jesus' peace! He came to bring peace to all who trust in Him.

Tac the Cat: I'm going to spend some time with God today. But first, I'm going to go finish getting a gift for my dad and then wrap it. What should I get my dad? Kid, do you have any ideas? *(Allow the kids to respond.)* Those are great ideas. Thanks, kids! Maybe I'll start with a cat nap ... right now! Bye!

Have you ever been curious about something? Let's take a moment and think: What makes you feel tired, overwhelmed, or stressed—like Tac? Allow the kids to respond. **Do you feel overwhelmed this time of year? Why or why not?** Allow the kids to respond. **What can help you feel peace deep in your heart?** Allow the kids to respond. **We all hear people say things and do things that we wonder about. Did you know that God sent Jesus to bring peace to the world? We'll learn about that today.**

Today's Wonder Truth is **JESUS IS OUR PEACE**. Today we'll discover what it means that Jesus is our peace.

Declaring God's Wonder

Wonder Ink RESOURCES: Early Childhood Declaration [Video](#) or Slide (optional)

Show the Early Childhood Declaration [Video](#) or Slide and encourage the kids to say the statements and do the motions with you.

Thank You, God, that You made me! (Kids repeat words and motions.)

Make prayer hands, then point up and then to yourself.

And I am Your kid! (Kids repeat words and motions.)

Put your hands on your hips.

Jesus loves me so much; (Kids repeat words and motions.)

Spread your arms out wide to your side one at a time, then pull them in for a hug around your chest.

His love for me is big. (Kids repeat words and motions.)

Hold your arms up high and wide above your head.

The Holy Spirit leads me, (Kids repeat words and motions.)

Bring your arms down from above, making a path in front of you.

And I can follow You. (Kids repeat words and motions.)

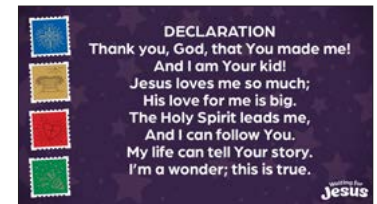
March in place like you're following the leader.

My life can tell Your story. (Kids repeat words and motions.)

Hold your hands in front of you like an open book.

I'm a wonder; this is true. (Kids repeat words and motions.)

Put your hands up, shake your fingers, and celebrate ("praise hands").





Curiosity

Belief

Faith

Identity

LESSON 2 **EARLY CHILDHOOD**

Guide kids into knowing God, exploring His big story, and marveling at His wonder.

LESSON AT A GLANCE

WONDER TRUTH: Jesus Is Our Peace

SCRIPTURE: Isaiah 9; John 14

WORD OF WONDER: From Hebrews 11:1

Prayer of Invitation

Before entering into God's big story, lead kids in a prayer of invitation. Use the prayer here or your own words: **God, thank You for loving us and for sending Jesus to earth so we can have true peace.**

Help us hear from You today. If there is anything we're worried about, we ask Your Holy Spirit to give us calmness and fill us with peace right now. In Jesus' name, Amen.

Worship

Wonder Ink RESOURCES: songs from the [Waiting for Jesus Early Childhood Spotify playlist](#)

Today we'll learn that Jesus brings peace. We can worship Him and thank Him for His peace. Let's sing and thank Him!

Play music from the [Waiting for Jesus Early Childhood Spotify playlist](#) and encourage the kids to sing and dance as they praise God.

God's Big Story

SUPPLIES: Bible

Wonder Ink RESOURCES: Bible Story Picture (optional)

Bible Time Rhyme

Say the Bible time rhyme (with motions) each week before the Bible story to remind kids that what they're about to hear is part of God's big story.

I open my Bible, and what do I see? (*Hold your hands together, then open your palms, as if opening a book.*)

God's big story, waiting for me! (*Point to yourself.*)

Let's start by reading part of God's big story from the books of Isaiah and the Gospel of John in the Bible. Isaiah is found in the Old Testament, and the Gospel of John is found in the New Testament.

Read the God's Big Story Script provided or read Isaiah 9:2, 6–7 and John 14:25–27 from the Bible. You can also print the Bible Story Picture to give the kids a visual depiction as you tell the story.

GOD'S BIG STORY SCRIPT

SUPPLIES: paper, scissors (prep only), tape, paper (optional), roll of wrapping paper (optional)

Wonder Ink RESOURCES: Timeline Images (1 set), [Peace God's Big Story Video](#)

If you didn't already, print a set of the Timeline Images. These are the same images from Lesson 1. Cut out the people pictures. You can tape the papers together on a wall to make a long timeline. You can even add extra paper in between (where the "700 years" is on the timeline) to show a lot of time passing between Isaiah and Jesus. Another option is to use wrapping paper as the background to your timeline. Unroll the wrapping paper and tape it on a wall to make your long timeline. You will use this timeline for the first four lessons in this series and then add to it for the fifth lesson. Leave space at the end of the timeline to add on after the fourth lesson. In this lesson, you'll use images #8, 5, 9, 10, and 11 (in that order).



Choose a kid to tape the picture (or point to it if it's already there) on the timeline that says, "700 Years." **About 700 years before Jesus was born, God's people lived in the land of Judah. They did not follow God. They did not live the way God wanted. God's people were afraid of their enemies. It was like they lived in darkness.** Turn off the lights. **And God's people were afraid of the dark! They forgot that God is the light!** Turn the lights back on.

But God didn't forget His people. He never gives up. Hold up the Isaiah picture and choose a kid to put it on the timeline (or point to it if it's already there). **So, God sent a prophet named Isaiah to give them a special promise. A prophet is a person who speaks God's words to others.**

Isaiah shared this special message with God's people: "The people who are now living in darkness will see a great light. They are now living in a very dark land. But a light will shine on them" (Isaiah 9:2).

God promised that one day a light was going to shine. God would help His people. When the Light comes, people will not have to feel sad or scared. God's people would be close to Him again!

Isaiah told more about God's promise. He said, "For to us a child is born, to us a son is given ... And he will be called Wonderful Counselor, Mighty God, Everlasting Father, Prince of Peace" (Isaiah 9:6 NIV). Hold up the "God's Promise" picture and choose a kid to tape it onto the timeline next to Isaiah, or point to it if it's already there.

Isaiah said the promise, a light to God's people, was coming as a child. He would be the Prince of Peace. Peace is a deep feeling that everything will be OK. And His peace would never end!

The people of Judah were scared and sad, so this was great news! One day a Prince of Peace would come and rule forever!

Zoom forward about 700 years. Point to the "700 years" on the timeline. **At last, it was time for God to keep His promise. The promised child was born. He was the shining Light that Isaiah talked about. He was the Prince of Peace. And His name was Jesus.** Hold up the baby Jesus picture and invite a kid to tape the picture to the timeline.

Jesus grew up and started doing God's work. He shared God's messages. He told people the good

news of God's kingdom. Jesus told people that God is in charge. He told people that God was going to fix the parts of the world that were broken.

One day, Jesus ate a meal with His closest friends. Hold up the "Adult Jesus" picture and invite a kid to tape it to the timeline. He talked to them about peace. "I leave my peace with you," Jesus told them. "I give my peace to you. I do not give it to you as the world does ... do not be afraid" (John 14:27).

Jesus knew that after meal was over, He was going to be arrested. He was going to die on a cross. Jesus did not deserve it. It was going to hurt. It was sad. But Jesus gave His life anyway. Jesus trusted God in the hardest time. Jesus gave His friends real peace too. Invite a kid to tape the "Jesus' friends" picture to the timeline.

God gives real peace to people who follow Him. They do not need to worry because God is in control. All of God's kids can have His peace. When we follow Jesus, He gives us the same thing He gave His friends long ago. Jesus gives us the gift of His peace in our hearts. And His peace does not end. Jesus is our peace!

VIEW THE GOD'S BIG STORY VIDEO



Connecting the Wonder Truth

Ask the following question to help kids connect the Wonder Truth to God's big story:

Our Wonder Truth today is **JESUS IS OUR PEACE**. Where did you see our Wonder Truth happen in the story? Allow kids to answer freely.

God promised through Isaiah that a forever king would come as a child and be the Prince of Peace whose rule never ends. God's promises happened when Jesus, who is the forever King, the Messiah, the Prince of Peace, was born.

Word of Wonder

SUPPLIES: Bible, buckets (3), balls (several), blindfolds

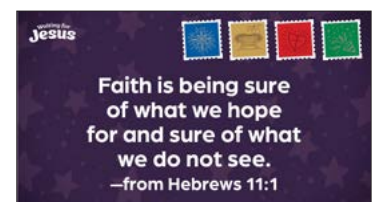
Wonder Ink RESOURCES: Word of Wonder Slide or [Video](#) (optional)

WORD OF WONDER

Faith is being sure of what we hope for and sure of what we do not see.

—from Hebrews 11:1

Display the Word of Wonder Slide or [Video](#), if using. Our Word of Wonder for the Waiting for Jesus series is from Hebrews 11:1. Let's practice saying the Word of Wonder together.



Encourage the kids to do the motions and say the verse with you.

- **FAITH**—Make prayer hands.
- **IS BEING SURE**—Make a fist with one hand and put it down on your other hand (open palm).
- **OF WHAT WE HOPE FOR**—Put your fist down onto your open palm once for each word (what, hope).
- **AND SURE**—Hands on your hips.
- **OF WHAT WE DO NOT**—Hold one finger up and shake it back and forth (“No, No”).
- **SEE.**—Put your hands by your eyes like binoculars.
- **FROM HEBREWS 11:1**—Hands open like a book.

Set out three buckets in a line and have the kids line up a few feet away from the buckets. Let the kids take turns tossing the balls to get them in the buckets. Each time a ball makes it into a bucket, the kid will say the verse. Then give the kids blindfolds (or just have them close their eyes or turn around backward) and let them try again. **Is it harder to make the ball go into the bucket when you can’t see? Is it harder to trust in God and have faith in Him when you can’t see God or see the hope He gives?** Allow the kids to respond.

It can be hard to trust in God and have faith when we can’t see. But that’s what true faith is—trusting and knowing that God is with us, and that He gives us real peace—even when we can’t see!

Gather the kids to discuss these questions:

- **How do you know God is with you?** (If the kids need help, offer ideas such as: I can feel His presence, I feel peace from Him, I have faith and trust, the Bible says He is with us.)
- **What is something about God that you’re sure about?** (If the kids need help, offer ideas such as: God loves us, God made us, God is powerful, God is with me.)



Curiosity

Belief

Faith

Identity

LESSON 2 **EARLY CHILDHOOD**

Help kids see the wonder of God's story and how it connects to their own story.

LESSON AT A GLANCE**WONDER TRUTH:** Jesus Is Our Peace**SCRIPTURE:** Isaiah 9; John 14**WORD OF WONDER:** From Hebrews 11:1**Circle Time: Pass the Peace****SUPPLIES:** paper (1–2 sheets)

Gather the kids in a circle. **Today we're learning that Jesus is our peace. To help us remember this, we're going to pass a sheet of paper around our circle. Each time the paper comes to you, you'll tear a piece off (however big you want!). I'll tell you to stop passing sometimes, and whoever has the paper will say the Wonder Truth: "Jesus Is Our Peace," and answer a question. Although the piece of paper is a bit different from the peace from Jesus, passing the piece of paper can help us remember that we can pass the peace of Jesus to others.** Give a sheet of paper to a kid in the circle and allow the kids to pass it around the circle, tearing off a piece each time. At various times, tell the kids to stop passing, and encourage the kid who has the paper to say the Wonder Truth and answer a question. Play several rounds until the paper gets too small to pass anymore. If needed, use another sheet of paper to keep playing until all the questions are answered.

DISCUSSION QUESTIONS

- **Who gave people a message about Jesus long before He was born?** (Isaiah)
- **How long did God's people wait for Jesus to be born after Isaiah's message?** (700 years)
- **Can you name one of the names for Jesus that Isaiah shared?** (Wonderful Counselor, Mighty God, Everlasting Father, Prince of Peace)
- **What is peace? What does it feel like?** (If kids need help, offer ideas such as: the calm feeling inside your heart; a deep feeling that everything will be OK, no matter what is happening around you or how busy you are.)
- **Share about a time when you felt at peace.**
- **When Jesus was grown up and with His disciples, what did He tell them He was leaving with them?** (peace)
- **Does the world always feel peaceful? In what part of your life do you need to feel God's peace?**
- **How can you share God's peace with others?** (If kids need help, offer ideas such as: telling them about the story of Jesus, praying for them, asking God to help you share His peace.)

God gives real peace to everyone who follows Him. We do not need to worry because God is in control, and we can have God's peace. Jesus gives us the gift of His peace in our hearts. And His peace does not end. Let's talk to God now in prayer and thank Him for giving us peace.

Invite kids to share prayer requests and praises and to pray for each other. Some kids may not be comfortable praying out loud. That's OK! Encourage them to pray silently and to thank God for giving us peace.

Craft: Peace Ornaments

SUPPLIES: pipe cleaners (1 per kid), ribbon (approximately 8" piece per kid), pony beads (small handful per kid), scissors (prep only)

Give each kid a pipe cleaner, a small piece of ribbon (about 8" each), and a handful of pony beads. Allow the kids to put pony beads onto their pipe cleaners. They can do a pattern if they want. Show them how to bend and twist their pipe cleaners together to make a heart shape by twisting and connecting the pipe cleaners at one end and bending into a heart shape.



This heart shape reminds us Jesus came to bring love and peace. Why did we need Jesus for love and peace? Allow the kids to respond. **Because of sin, we live in darkness, like God's people did long before He was born. But God promised to send a Savior to forgive our sins and bring light into the world! Jesus did come, and He brings light, love, and peace.** Help the kids tie the ribbon onto their hearts so the hearts can hang on a tree.

You can take your heart ornaments home to hang on your tree or anywhere around your home. It can help you remember our Wonder Truth and our God's big story: Jesus Is Our Peace. Jesus came to bring true peace to our hearts, so we don't have to worry, no matter what happens!

Game: Peace Tag

Wonder Ink RESOURCES: upbeat music from the [Waiting for Jesus Early Childhood Spotify playlist](#)

We're going to play a game called Peace Tag! This game is a lot like Freeze Tag. Remember what real peace is? Peace is the calm feeling inside your heart. Peace is a deep feeling that everything will be OK, no matter what is happening around you or how busy you are. No matter what is happening around us in the game, it might get a little crazy, but we can always have peace from Jesus, no matter what!

Choose one kid to be "It" first. The kid who is It will chase the others in the room, who will each freeze when tagged. To be unfrozen, a friend must tap her and say the Wonder Truth: "Jesus is our Peace!" When the kid is unfrozen, she can join the game again.

As needed, select new kids to be It or select more than one kid to be It for added fun! During the game, play songs from the [Waiting for Jesus Early Childhood Spotify playlist](#).

What are things in your life that can take away your peace or make you feel worried? Allow the kids to respond. **No matter what we face or what problems we have, we can trust Jesus to give us peace in our hearts.**

Leader Tip: If you don't have enough space in your room for tag, let the kids sit in a circle and play a version of musical chairs with paper or floor dots as the "seats" and whoever is "out" each time will say the Wonder Truth and then get back in the game.



Curiosity

Belief

Faith

Identity

LESSON 2 **EARLY CHILDHOOD**

Create space for God to remind kids that they are known, loved, led, and their lives can tell of God's wonder.

LESSON AT A GLANCE

WONDER TRUTH: Jesus Is Our Peace

SCRIPTURE: Isaiah 9; John 14

WORD OF WONDER: From Hebrews 11:1

Responding in Worship: Names of Jesus

SUPPLIES: tape, coloring utensils, paper (1 sheet per kid, optional), posterboard (4, optional)

Wonder Ink RESOURCES: Names of Jesus Sheets (1 set)

Ahead of time, print the Names of Jesus Sheets. Tape each one to a wall and set out paper (or posterboard) and coloring utensils on the floor or on a table by each sheet.

What are some names you have heard Jesus called? Allow the kids to respond. **You might have heard Jesus called “Messiah,” or “Savior,” or “Lord,” or “Son of God,” or “Everlasting King.” There are four more names for Jesus that we heard today. Do you remember any of them?**

Allow the kids to respond. **The names are: Wonderful Counselor, Mighty God, Everlasting Father, and Prince of Peace. We’re going to go to four name signs and think about what each name tells us about Jesus. Then we will draw what that name tells us and how that name describes Jesus. You can draw whatever you want! There’s no right or wrong answer. And then you can pray and tell God thank You for being that name to you.**

Split the kids into small groups and let the kids take turns going to each of the name signs. At each one, they will draw on the blank paper (or posterboard) what that name tells us about God and how it describes Jesus. For example: For *Wonderful Counselor*, they might write or draw a helping hand, a listening ear; for *Mighty God*, they might write or draw “strong” or something that is powerful. If they can’t think of anything, offer ideas of things they can draw, such as a heart, a peace symbol, or a cross. Encourage the kids to pray at each station and thank God for being our Wonderful Counselor, Mighty God, Everlasting Father, and Prince of Peace.



Prayer and Blessing

After the kids finish the activity, pray with them and thank God for being our peace.

God, thank You for sending Jesus to be the Prince of Peace. No matter what happens in our lives, we can trust in Jesus to bring peace to our hearts. Help us trust in You and celebrate You this week. We love You. In Jesus' name, Amen.

Encourage the kids to hold their hands out in front of them, with palms up, as if their hands are open to receive something. Tell them to listen and receive the blessing as you speak it over them.

Blessing: Jesus loves you and invites you to experience Him as your Prince of Peace. Close your eyes and imagine His face as He speaks these words over you: “I leave My peace with you. I give My peace to you ... do not let your hearts be troubled. And do not be afraid.” (John 14:27).

Closing Game: Peace and Light

SUPPLIES: flashlight (optional)

In God's big story today, we learned that Jesus brings peace and light into the world. There's darkness in the world because of sin. Sin is the wrong things we say and do that separate us from God. We live in darkness because we have all sinned, but Jesus came to bring light and peace. Jesus can forgive our sins. Let's do an activity to remember that Jesus is our peace. I'll turn off the lights. When I turn them off, you can wiggle and jump and move and sing a loud song. When I turn the lights on, you will freeze and say, “Jesus is our peace!”

Play multiple rounds, turning off the light and encouraging the kids to move and wiggle when the lights are off, and turn the lights back on every 15–20 seconds. To make it more fun, you can use a flashlight instead of turning on all the lights, and just point the flashlight to one kid, who will freeze and say, “Jesus is our peace!” You can also give the kids specific motions or actions to do when you turn the lights off, such as skipping, crawling, or marching.

Remember, Jesus is our peace! No matter what happens in your life this week, you can have peace in Jesus.

Make It Inclusive: Some kids may not be comfortable with darkness or chaos. Provide a space away from the larger group to allow them to do a similar activity, such as make shadow puppets with a flashlight.

LESSON 2 PEACE

LESSON AT A GLANCE

WONDER TRUTH: Jesus Is Our Peace

SCRIPTURE: Isaiah 9; John 14

GOD'S BIG STORY: Isaiah shares the promise that Jesus will come as a light to God's people, and this promise is fulfilled 700 years later when Jesus—the Prince of Peace—is born.

WORD OF WONDER: Faith is being sure of what we hope for and sure of what we do not see.
—from Hebrews 11:1

Activity: Peace and Chaos

Activity: Shadow Puppets

Worship

God's Big Story

Word of Wonder

Prayer and Blessing

Activity: Waiting for Peace

Wonder@Home™

Designed for families to engage in the wonder of God together at home. This resource includes a video, worship playlists, activities, and more!

Activity: Peace and Chaos

Greet the kids warmly and welcome them to church.

Hello! Welcome to church! We're going to talk today about peace. Do you know what peace is?

Allow the kids to respond. **Let's play a game to see what peace is not!**

When I say, "chaos," you can jump up and down and wiggle and be loud. But when I hold up my hand and say, "peace," you can sit down and freeze and be quiet. Let's practice.

Invite the kids to practice wiggling and being loud when you say, "chaos" and then being still and quiet when you say, "peace." Repeat the activity with them a few times, varying the amount of time in "peace" and "chaos" mode each time.

Was it hard for some of you to be peaceful and still? Allow the kids to respond. **Peace means we don't have to be worried or afraid, even if life is chaotic—like when you were moving and loud! Peace is the calm feeling inside your heart—a deep feeling that everything will be OK, no matter what is happening around you or how busy you are.**

Make It Inclusive: Not all kids will feel comfortable with chaos and loud sounds. Give them something quiet to do in another area of the room, such as tossing a stuffed animal and catching it.

Activity: Shadow Puppets

SUPPLIES: flashlights (several), bin, small objects and toys in a variety of shapes

Ahead of time, set out a few flashlights near a plain light-colored wall to use as background. Make the space as dark as you can. Set out a bin of small objects and toys in a variety of shapes, which can be used to make shadows.

We're going to learn in our God's big story that Jesus was born to be a light in the world when the world seemed really dark. Have you seen a shadow puppet before? Allow kids to answer.

Shadow puppets are special because they need darkness and light to show up so you can see them!

Make a shadow puppet with your hands and invite kids to try with their own hands or use a small object or toy to hold up to the flashlight and a blank wall to see what it looks like.

Let the kids explore the objects and toys, taking turns holding them up to the flashlights so they can see the shadows on the walls. Encourage the kids to use their imaginations to make as many different shapes as they can.

We'll learn today that Jesus was born to be our light and be the Prince of Peace. We'll learn that Jesus is our peace.

Our Wonder Truth today is JESUS IS OUR PEACE.

Encourage the kids to do the following motions while you repeat the Wonder Truth. Older toddlers can say the words with you as they do the motions.

JESUS—Pretend to rock a baby.

IS OUR PEACE—Hold your palms together, going in both directions, then move them down toward the ground (sign language for "peace").

Worship

Wonder Ink RESOURCES: songs from the [Waiting for Jesus Early Childhood Spotify playlist](#)

Today we'll learn that Jesus brings peace. We can worship Him and thank Him for His peace. Let's sing and thank Him!

Play songs from the [Waiting for Jesus Early Childhood Spotify playlist](#) and encourage the kids to sing and dance as they praise God.

God's Big Story

SUPPLIES: Bible, flashlight

Wonder Ink RESOURCES: [Peace God's Big Story Video](#), Bible Story Picture (optional)

Our God's big story today is a great story from the Bible about a man named Isaiah, who gave a message about Jesus. Encourage the kids to say, "Isaiah." **Let's find out from the Bible what happened to him.**

Show the kids the God's Big Story Video, read the story from the Bible, or use the script provided below. You can also print the Bible Story Picture to give the kids a visual depiction as you tell the story.

Start with the lights off. **Many years before Jesus was born, people lived in darkness and worry because they needed to be close to God and be forgiven for things they did wrong. God told the prophet Isaiah an amazing promise to share with people. He said that people walking in darkness would see a great Light. God promised that a child would be born with many names. One of the names is Prince of Peace.**

God was talking about Jesus! Jesus was born 700 years later to be our peace! He brought light into the world! Turn on the lights in your room or shine a flashlight.

When Jesus knew His time on earth was almost over, He had a meal with His friends, the disciples, and told them, "I give you my peace."

God's plan was to send Jesus to die and rescue us and bring peace! When we choose to follow Jesus, He gives us the same gift He gave his friends on that night so long ago. Jesus gives us peace in our hearts, and it will last forever!

Make It Inclusive! Some kids may not be comfortable with darkness. Provide a space away from the larger group to allow them to do a similar activity.

Word of Wonder

SUPPLIES: Bible

Wonder Ink RESOURCES: Word of Wonder Slide or [Video](#) (optional)

WORD OF WONDER

Faith is being sure of what we hope for and sure of what we do not see.

—from Hebrews 11:1

Ahead of time, display the Word of Wonder Slide or [Video](#), if using. **Our Word of Wonder for the Waiting for Jesus series is from Hebrews 11:1. Let's practice saying the Word of Wonder together.**

Encourage the kids to do the motions and say the verse with you.

- **FAITH**—Make prayer hands.
- **IS BEING SURE**—Make a fist with one hand, and put it down on your other hand (open palm).
- **OF WHAT WE HOPE FOR**—Put your fist down onto your open palm once for each word (what, hope).
- **AND SURE**—Hands on your hips.
- **OF WHAT WE DO NOT**—Hold one finger up and shake it back and forth (“No, No”).
- **SEE**.—Put your hands by your eyes like binoculars.
- **FROM HEBREWS 11:1**—Hands open like a book.

Prayer and Blessing

Let's pray and talk to God. God, we thank You for the gift of peace. When we are scared or worried, thank You for loving us and reminding us that You're right beside us. In Jesus' name, Amen.

Encourage the kids to hold their hands in front of them, with palms up, as if their hands are open to receive something. Tell them to listen and receive the blessing as you speak it over them.

Blessing: Jesus loves you and invites you to experience Him as your Prince of Peace. Close your eyes and imagine His face as He speaks these words over you: “I leave My peace with you. I give My peace to you ... do not let your hearts be troubled. And do not be afraid.”

Activity: Waiting for Peace

Jesus gives us peace when we're tired, sad, or worried. We can always trust Him and rest in His love. Let's play a game. In the game, you'll first be busy and get tired. Then we'll think about how Jesus can bring peace at all times! Listen to what I say and then do it.

Invite the kids to do the following things:

- Sit down.
- Stand up.
- Kick your legs.
- Go to every wall in the room and touch it.
- Wiggle your whole body.
- Swing your arms as big as you can.

- Sing or talk as loud as you can.
- Now sit down and be super still and quiet. (Count to 20 silently and encourage the kids to be still and quiet the whole time.)

It's OK if the toddlers can't do every action. Encourage them to do what they can and adjust according to your group's abilities.

Did you get tired doing all of those things? Allow the kids to respond. **What else makes you tired?** Allow the kids to respond. **How did you feel when you sat still and rested?** Allow the kids to respond. **Even when we are busy or things around us are loud, Jesus can bring quiet, rest, and peace inside your heart! Jesus is our peace!**



PLAY

Hold up a baby doll (male, if possible). **We're celebrating when Jesus was born on earth. He came to earth as a baby! Let's rock the baby and think about baby Jesus.**

Let the kids rock and hold the baby doll. Then show them a toy nativity set. Show them each piece in the set and tell them who or what it is. Let them play with it and hold it.

BIBLE

Sit on the floor with the babies and open a Bible. Use a toy nativity set and move the pieces around as you read the story. Read Luke 2:4–12. **Mary and Joseph went to Bethlehem, and Mary had a baby. The baby was Jesus! God sent Jesus to be born on earth because He loves us! Mary put baby Jesus in a manger. That's where animals eat. Can you point to an animal?** Hold up a stuffed animal or animal from the nativity set.

PRAY

God, thank You for sending Jesus to be born as a baby and live on earth. Thank You for loving us so much and giving us the greatest gift of all. We love You and worship You. In Jesus' name, Amen.

SING

Away In a Manger

Away in a manger, no crib for a bed.

*The little Lord Jesus lay down
His sweet head.*

*The stars in the sky look down
where He lay.*

*The little Lord Jesus asleep on
the hay.*

Be near me, Lord Jesus.

I ask Thee to stay.

Close by my forever, and love me, I pray.

Bless all the dear children in
Thy tender care.

And fit us for heaven to live
with Thee there.

WONDER TRUTH

God Loved Us by Sending
Jesus

GOD—Point up.

LOVED—Hands on heart.

US—Point to self.

BY SENDING JESUS—

Rock a baby.

BLESSING

Speak this blessing over the babies in your ministry:

May you know that God loves you so much and gives you the greatest gift of all: His Son, Jesus! God sent Jesus to earth for you.